

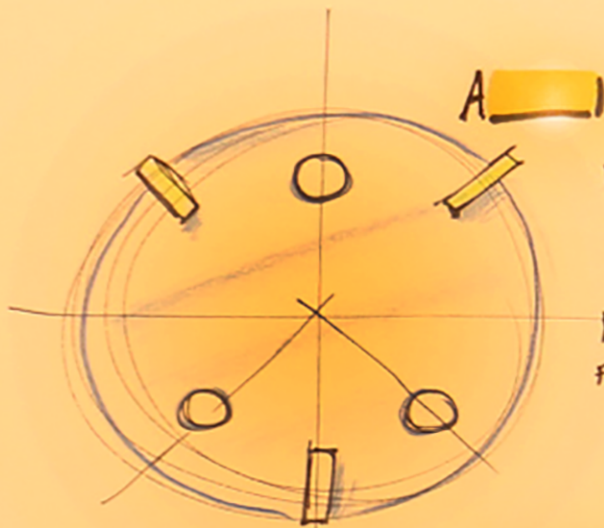
EVOLUTION

THE RESULT OF THOUGHT REASON & CHANCE.

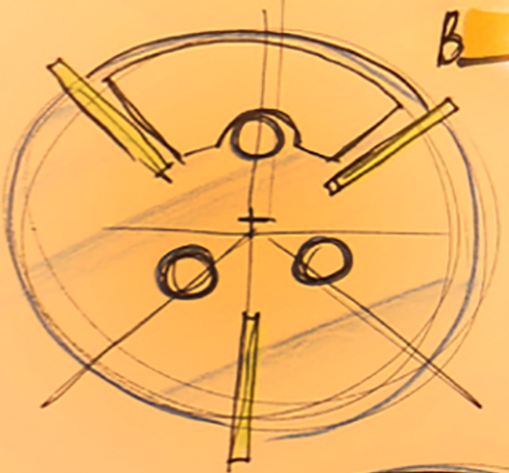
THE RESULT OF CONSIDERING THE POSITIONING & CONSTRUCTION, THE NEED FOR ACCESS, VIEWING & SUPPLEMENTARY NOTES HAS NOW EVOLVED TO THE CONCEPT SKETCHED IN 3D BELOW

HOWEVER THIS IS NOT A FIXED IDEA & ANY OF THE 4 POSSIBILITIES SHOWN HERE COULD BE TAKEN FORWARD.

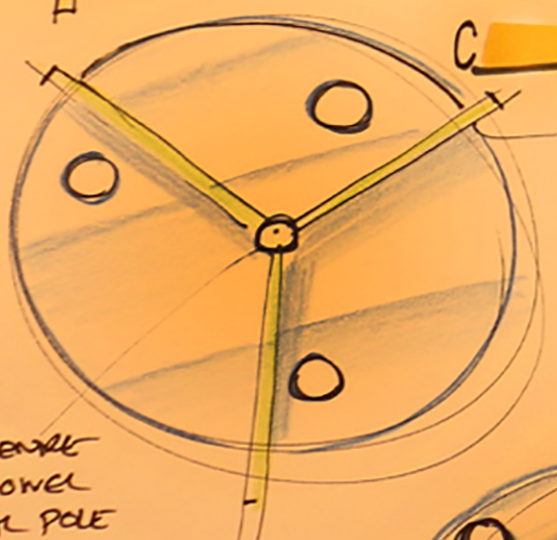
I NOW NEED TO "DESIGN INTO A SOLUTION" THE DETAILING OF WHICH WILL FOLLOW:




A
 PAXTON
 NEAR EDGE MAKING
 IT EASY TO "STUDY"
 THE PLANT/SEED/CUTTING ETC
 BUT REDUCES THE "NGAR" SPACE / SURFACE
 FOR INFORMATION



B
 MOVING THE PAXTONS BACK INCREASES
 THE SPACE FOR INFORMATION BUT
 REDUCES ACCESS TO THE PAXTON
 WIDGE VERTICAL SUPPORTS WHICH
 CAN BE USED TO INFORM/RECORD




C
 VERY WIDE SUPPORTS
 COMP-ART-MENTAL-USE
 THE STAND. MOVING
 PAXTON FRONT + TO THE
 SIDE ALLOWS ACCESS
 & INFORMATION



D
 CUTTING A HOLE IN THE
 SURFACE COULD ALLOW
 THE SUPPORTS TO
 X-HALVE IN FROM THE
 CENTRE!
 THIS ALLOW THE PAXTONS
 TO MOVE WAY FORWARD.

COULD
 DIN @ CENTRE
 WITH A DOWEL
 OR METAL POLE

IF CIRCLE CUT WITH "HOLE SAW"
 THE RESULTING CENTRE HOLE
 COULD BE TAKEN ADVANTAGE OF!



DEFINITELY NEED TO TRY SOME
 FULL SIZE CARD MODELS TO SEE
 IF THIS WOULD WORK
 THE "HOLE" IN THE
 CENTRE MUST
 HAVE ENOUGH
 ROOM TO
 ALLOW ALL
 3 LEGS
 TO BE
 FITTED.

- 2 ● STORE ▷ SIMPLE HELP IN 1ST GRAVITY
 - 3 ● ORGANISE ▷ CLEARLY DEFINED AREAS
 - 1 ● DISPLAY ▷ ROOT/PLANT & INFORMATION ALL VISIBLE!
- ! PRIORITY

CONSTRUCTION
 OUTLINING
 RENOVATING
 ALL 3 GLIPS
 (OR THE EVIDENCE OF
 THE USE OF ALL 3)
 SHOULD BE
 VISIBLE
 THROUGHOUT THIS
 FOLIO