

TEST TUBE

VERY LOW COST
LONG LASTING
RESISTANT TO
CHEMICALS
HEAT
COLD
ACIDS
ETC

BUT DANGEROUS
IF BROKEN & BRITTLE!



THESE TWO LOOK SIMILAR

PARTON

THE INJECTION
MOULDED PART
USED WHEN BLOW
MOULDING DRINKS
BOTTLES

TOP "THREAD" AREA
REMAINS UNCHANGED
WHEN CLAMPED INTO
THE BLOW MOULDING
MACHINE. THE LOWER
SECTION IS STRETCHED
OUT TO FIT THE
LARGER DIAMETER
MOULD FOR A DRINKS BOTTLE
- BUT THE WALL GETS
THINNER AS A RESULT.




BECAUSE GLASS
CAN SHATTER &
BECAUSE THE
PARTON IS
MORE ROBUST
THAN A DRINKS
BOTTLE, THE
PARTON WOULD
MAKE AN
INTERESTING
STANDARD
COMPONENT
FOR A NEW
DESIGN TASK.

TASK - IDENTIFY
A POSSIBLE ALTERNATIVE
USE FOR CLEAR
POLYETHENE PARTONS

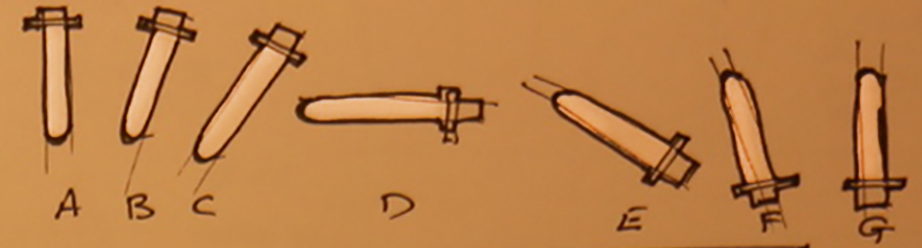
PARTONS

ROBUST
WATERPROOF
DURABLE
TRANSPARENT
SCREW TOP FOR CAP.
LONG LASTING
LOW COST
NOT YET CONSIDERED.




- CLEAR SEE THROUGH SURFACE
 - ▶ SEE CONTENTS
 - ▶ LETS LIGHT THROUGH
- WATER TIGHT
 - ▶ HOLD LIQUIDS
 - ▶ HOLD MOIST MATERIALS
 - ▶ PREVENT WATER ACCESS (PET)
- SEALABLE
 - ▶ SECURE
 - ▶ TAMPER PROOF
 - ▶ CAN ALLOW ACCESS
 - ▶ COULD JOIN ONTO...

ORIENTATION



ALIGNED GROUP



MATERIAL



PICK + MIX

USE ONE
FROM EACH
ROW ABOVE
TO GET THE
BALL ROLLING.

CONTENTS

LIQUID

PAINT
INK
DRINK
PERFUME
WATER
FERTILISER
WET SOIL?
CHILLI SAUCE

PRODUCTS

INFORMATION

PENCILS
• BULBS
• BATTERY
• SEEDS
• MEDICINE
• HERBS
• CANDLES
• GASKETS
• NAIL SWIPS
• TOOTH BRUSH.

NOTES
• INSTRUCTIONS
• MAP
• PLANS
• SECRETS

ORIENTATION + ALIGNMENT + MATERIAL + CONTENTS = FOR? WHERE?
BUT FIRST WHAT, WHO, WHERE & WHY?